



## ALBUERA, LEYTE - HSWG Partner Reporting Recovery Shelter Activities (as of 06-OCT-2014)

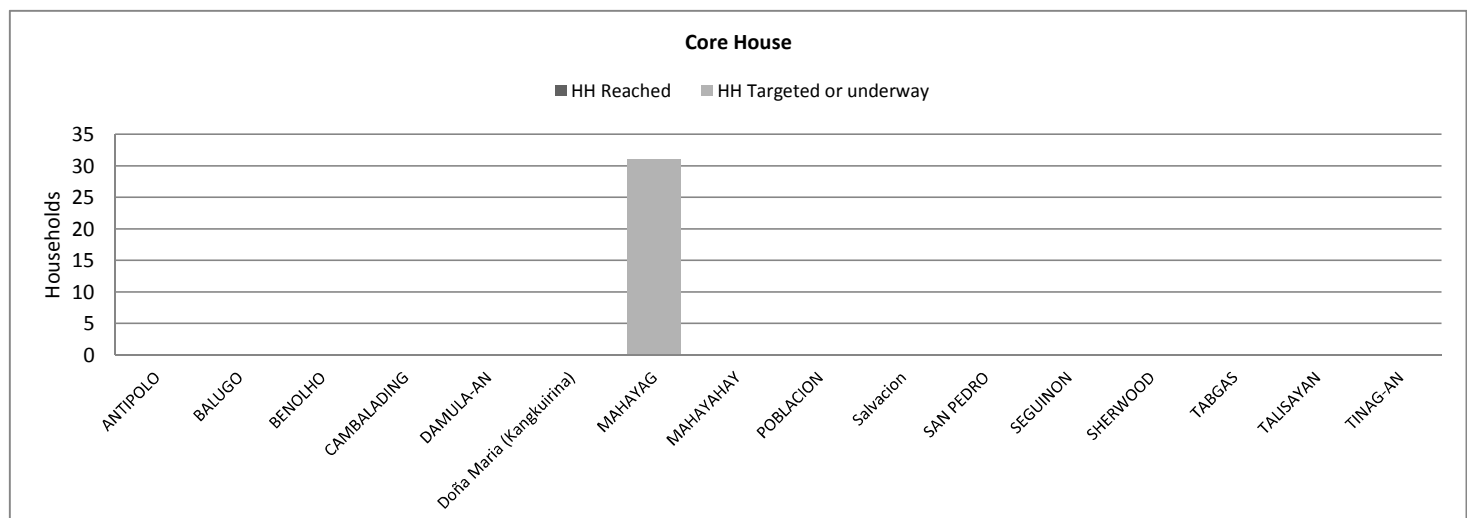
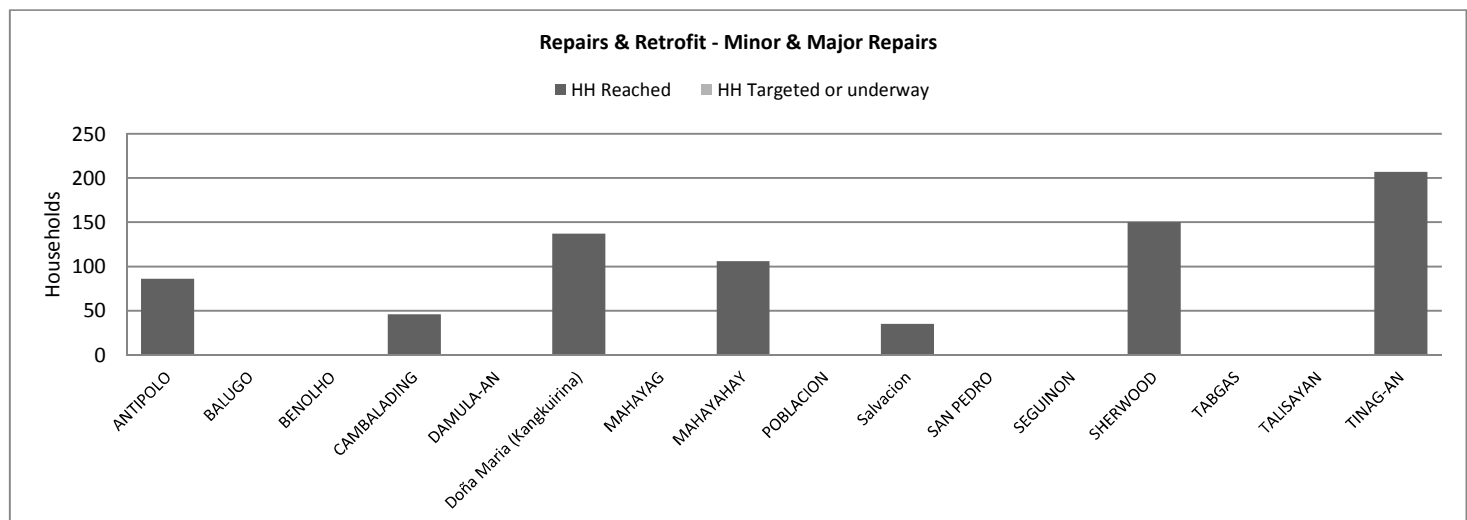
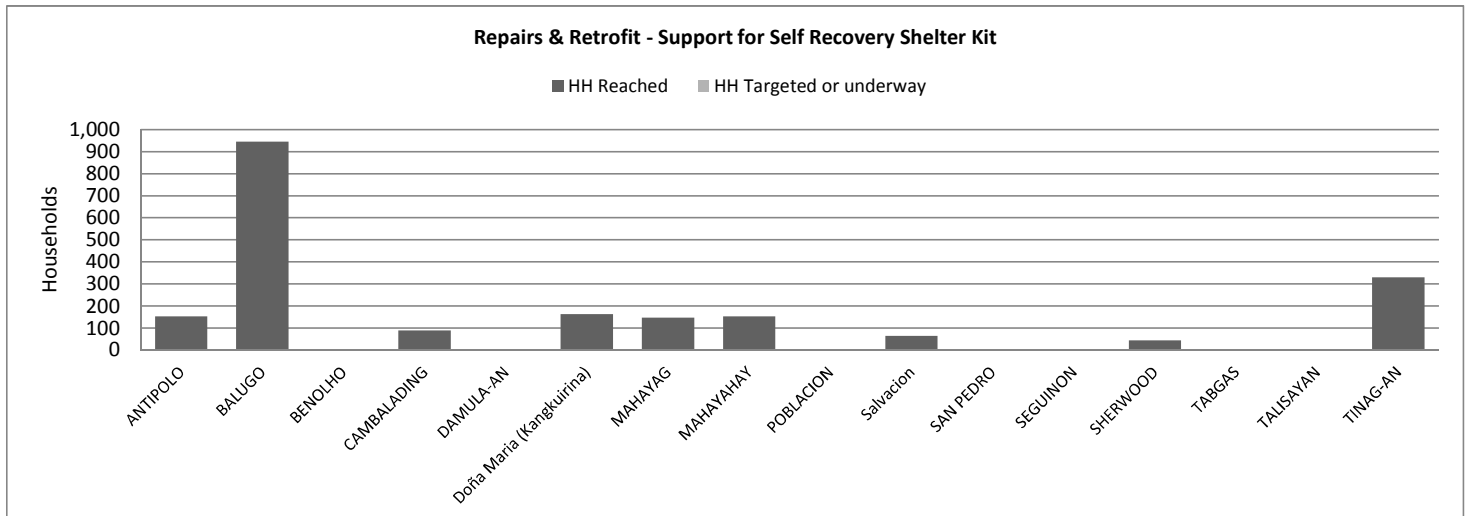
The graphs shown below represent the sum of households who have received (HH reached) or who will receive (HH targeted or underway) recovery shelter support by HSWG partner agencies. Numbers reached are those reported to the HSWG by 6th October 2014. Household number do not represent the total needs by Barangay - for this, consult with relevant Barangay or Municipality. PLEASE NOTE - scale differs in each graph.

**For explanation of intervention types, please see Shelter Cluster Recovery guidelines:**

<https://www.sheltercluster.org/Asia/Philippines/Typhoon%20Haiyan%202013/Documents/Recovery%20Shelter%20Guidelines.pdf>

**The full data set of HSWG data can be found here:**

<https://www.sheltercluster.org/Asia/Philippines/Typhoon%20Haiyan%202013/Documents/20141003%20HSWG%20Database%20for%20website.xlsx>





## ALBUERA - HSWG Partner reporting

### Recovery Shelter activities (as of 06-OCT-2014)

#### Interventions By AGENCIES

The data shown below represent the sum of households who have received (HH reached) or who will receive (HH targeted or underway) recovery shelter support by HSWG partner agencies. Numbers reached are those reported to the HSWG by 6th October 2014. The full data set of HSWG data can be found [here](https://www.sheltercluster.org/Asia/Philippines/Typhoon%20Haiyan%202013/Documents/20141003%20HSWG%20Database%20for%20website.xlsb):

<https://www.sheltercluster.org/Asia/Philippines/Typhoon%20Haiyan%202013/Documents/20141003%20HSWG%20Database%20for%20website.xlsb>

Agency	Temporary Shelter		Repairs & Retrofit		Core House		Permanent House		Total HH Reached	Total HH Targeted
	HH Reached	HH Targeted	HH Reached	HH Targeted	HH Reached	HH Targeted	HH Reached	HH Targeted		
CARE			1,615	1,615					1,615	1,615
Habitat for Humanity			1,044	1,044					1,044	1,044
IOM			301	301					301	301
Lutheran World Relief			0	574					0	574
NCCP-ACT ALLIANCE					0	31			0	31
<b>Grand Total</b>			<b>2,960</b>	<b>3,534</b>	<b>0</b>	<b>31</b>			<b>2,960</b>	<b>3,565</b>



## ALBUERA - HSWG Partner reporting

### Recovery Shelter activities (as of 06-OCT-2014)

#### Interventions By BARANGAYS

The data shown below represent the sum of households who have received (HH reached) or who will receive (HH targeted or underway) recovery shelter support by HSWG partner agencies. Numbers reached are those reported to the HSWG by 6th October 2014. The full data set of HSWG data can be found here:

<https://www.sheltercluster.org/Asia/Philippines/Typhoon%20Haiyan%202013/Documents/20141003%20HSWG%20Database%20for%20website.xlsx>

	Temporary Shelter		Repairs & Retrofit		Core House		Permanent House		Total HH Reached	Total HH Target
Barangay	HH Reached	HH Target	HH Reached	HH Target	HH Reached	HH Target	HH Reached	HH Target		
ANTIPOLO			238	238					238	238
BALUGO			945	945					945	945
BENOLHO										
CAMBALADING			134	134					134	134
DAMULA-AN										
Doña Maria (Kangkuirina)			299	299					299	299
MAHAYAG			146	146	0	31			146	177
MAHAYAHAY			258	258					258	258
POBLACION										
Salvacion			98	98					98	98
SAN PEDRO										
SEGUINON										
SHERWOOD			193	193					193	193
TABGAS										
TALISAYAN										
TINAG-AN			536	536					536	536
(blank)			113	687					113	687
<b>Grand Total</b>			<b>2,960</b>	<b>3,534</b>	<b>0</b>	<b>31</b>			<b>2,960</b>	<b>3,565</b>

## ALBUERA - HSWG Partner reporting

Recovery Shelter activities (as of 06-OCT-2014)

Interventions By BARANGAYS &amp; AGENCIES

The data shown below represent the sum of households who have received (HH reached) or who will receive (HH targeted or underway) recovery shelter support by HSWG partner agencies. Numbers reached are those reported to the HSWG by 6th October 2014. The full data set of HSWG data can be found here:

<https://www.sheltercluster.org/Asia/Philippines/Typhoon%20Haiyan%202013/Documents/20141003%20HSWG%20Database%20for%20website.xlsx>

Barangays & Agency	Temporary Shelter		Repairs & Retrofit		Core House		Permanent House		Total HH Reached	Total HH Target
	HH Reached	HH Target	HH Reached	HH Target	HH Reached	HH Target	HH Reached	HH Target		
<b>ANTIPOLO</b>			238	238					238	238
CARE			238	238					238	238
<b>BALUGO</b>			945	945					945	945
Habitat for Humanity			945	945					945	945
<b>BENOLHO</b>										
<b>CAMBALADING</b>			134	134					134	134
CARE			134	134					134	134
<b>DAMULA-AN</b>										
<b>Doña Maria (Kangkuirina)</b>			299	299					299	299
CARE			162	162					162	162
IOM			137	137					137	137
<b>MAHAYAG</b>			146	146	0	31			146	177
CARE			146	146					146	146
NCCP-ACT ALLIANCE					0	31			0	31
<b>MAHAYAHAY</b>			258	258					258	258
CARE			258	258					258	258
<b>POBLACION</b>										
<b>Salvacion</b>			98	98					98	98
CARE			98	98					98	98
<b>SAN PEDRO</b>										
<b>SEGUINON</b>										
<b>SHERWOOD</b>			193	193					193	193
CARE			43	43					43	43
IOM			150	150					150	150
<b>TABGAS</b>										
<b>TALISAYAN</b>										
<b>TINAG-AN</b>			536	536					536	536
CARE			536	536					536	536
<b>(blank)</b>			113	687					113	687
Habitat for Humanity			99	99					99	99
IOM			14	14					14	14
Lutheran World Relief			0	574					0	574
<b>Grand Total</b>			2,960	3,534	0	31			2,960	3,565